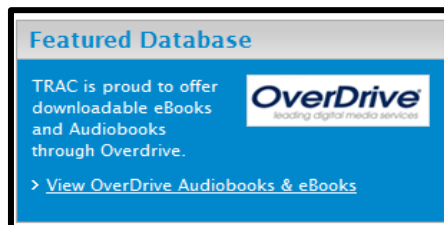
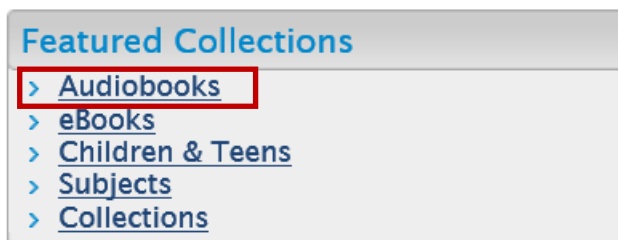


Downloading Audiobooks from OverDrive

Step 1: Visit TRACpac (www.tracpac.ab.ca), and click on “Overdrive”

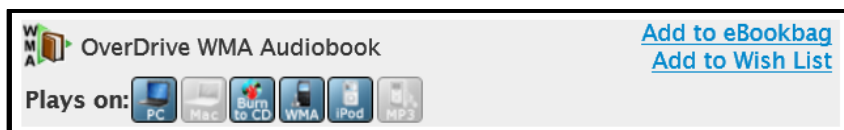


Step 2: Click on “Audiobooks”

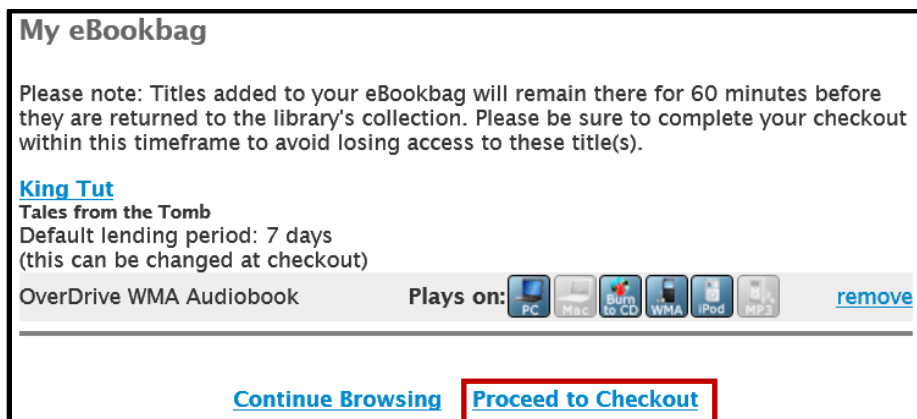


Step 3: Find the audiobook that you would like to check out.

Step 4: Click on “Add to e-bookbag” to begin the checkout process. If it says “Place eRequest” instead of “Add to e-bookbag” it means that the title is currently unavailable. You can place a hold on it, and you will be notified when it becomes available, or you can make another selection.



Step 5: Click on “Proceed to Checkout.”



Step 6: Access to digital books is available to library patrons only. Sign in with your library card number and PIN to proceed.

Login to

Access to this site is limited to library patrons only.

to sign in, please enter your Username or Barcode and personal identification number (PIN) below. *Your PIN is the same number that you use to log in to TRACpac.*

Username or Barcode

PIN

Step 7: Confirm your checkout and select whether you would like a lending period of 7 days or 14 days. Then click on “Confirm checkout.”

Check Out

Please review and confirm the selections and, if desired, change the lending period(s) before proceeding with check out.

Note that in order to use digital media, you must download and install the appropriate digital software before downloading the title to your machine.

[King Tut](#)
[Tales from the Tomb](#)

Lending period: 14 day checkout ▼


OverDrive WMA Audiobook Plays on: [remove](#)

Important notes:

- You may check out a maximum of 5 titles at one time
- You currently have 2 title(s) checked out
- You will have 2 title(s) remaining after checking out the selected title(s)

Confirm check out

Step 8: Click on “Click here to download the software needed to use this OverDrive WMA Audiobook title” to download the necessary software.



King Tut
Tales from the Tomb

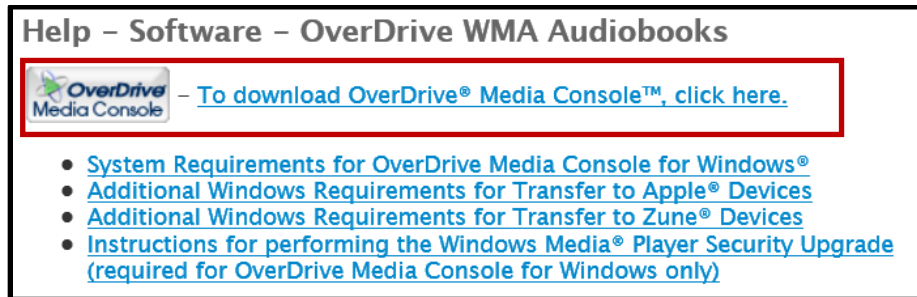
Click here to download the software needed to use this OverDrive WMA Audiobook title.

OverDrive WMA Audiobook (13855 kb)

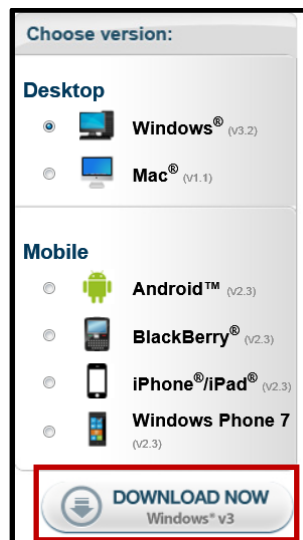
Download

Average rating: ★★★★★
My rating: ★★★★★
Checked out on: Aug 12, 2011
Expires on: Aug 26, 2011

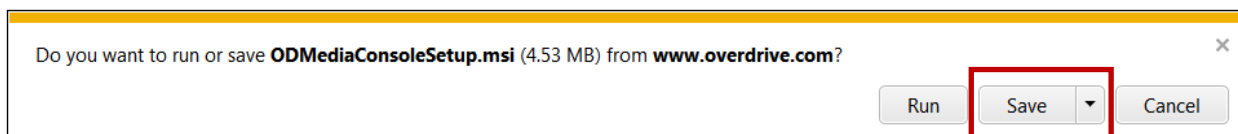
Step 9: A new window will pop up on the Help – Software OverDrive WMA Audiobooks page. Make sure you have the correct system requirements and click to download the software.



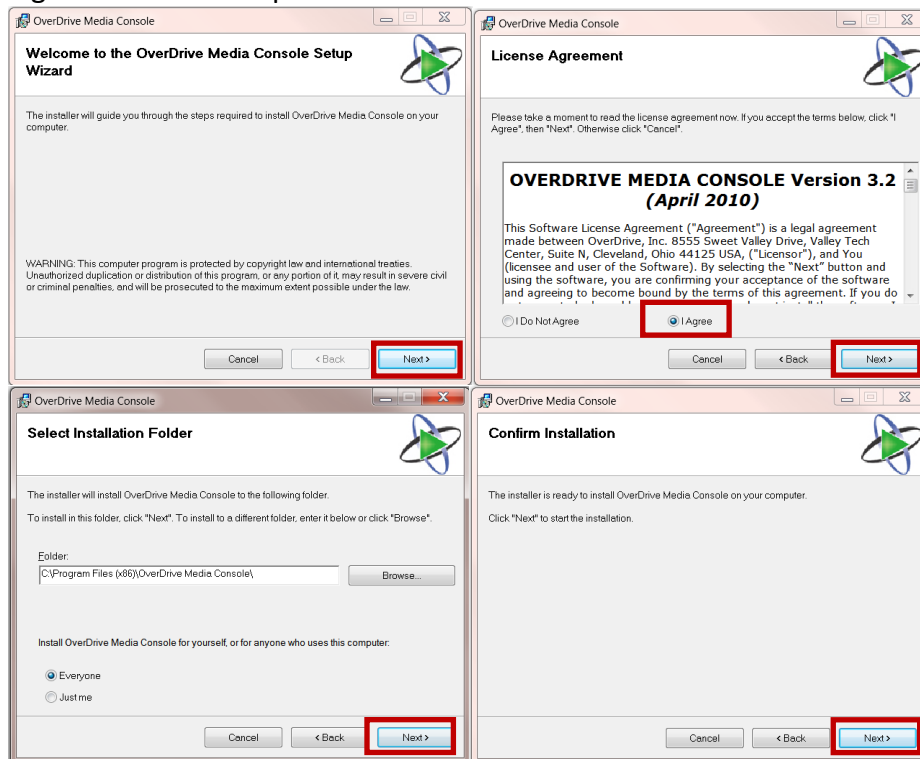
Step 10: Choose the version appropriate for your machine and hit “Download Now.”



Step 11: When given the options of “Run”, “Save” or “Cancel”, click on the arrow beside “Save” and choose “Save and Run”.

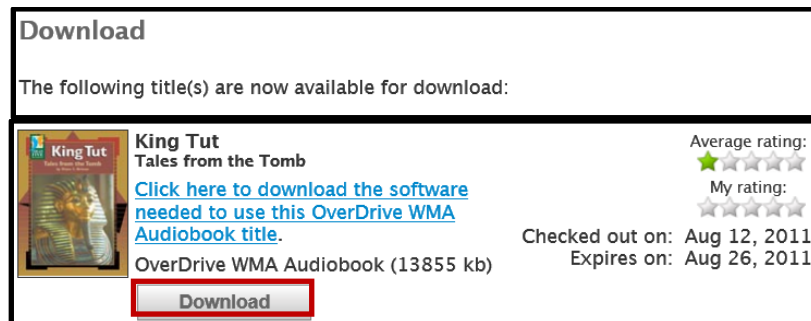


Step 12: Go through the installation process.

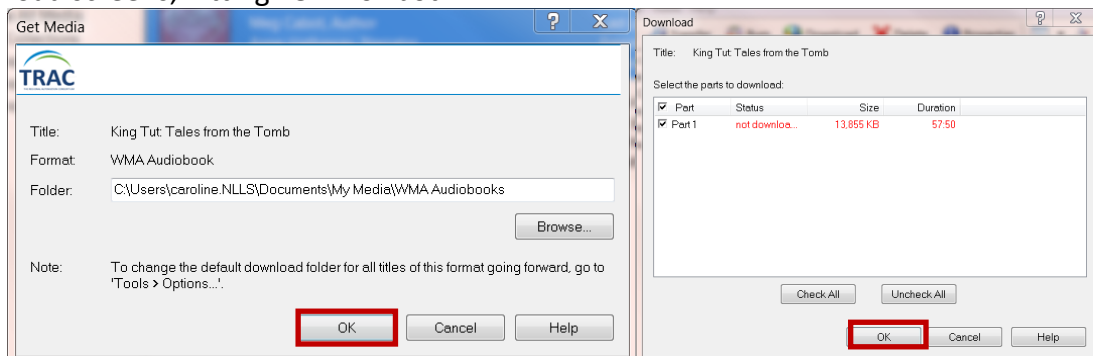


Step 13: You will be asked if you wish to install OverDrive Media Console. Click “Yes”. After it has finished installing, hit “Close” to exit.

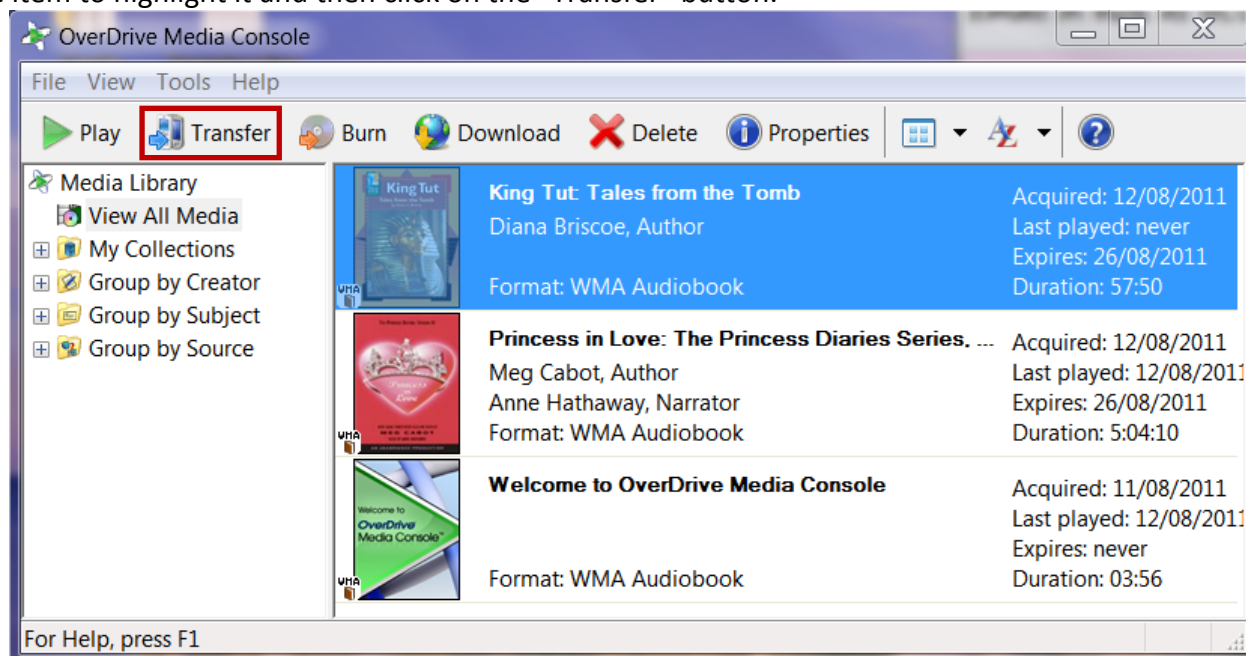
Step 14: Return to the TRAC OverDrive screen and hit the “Download” button.



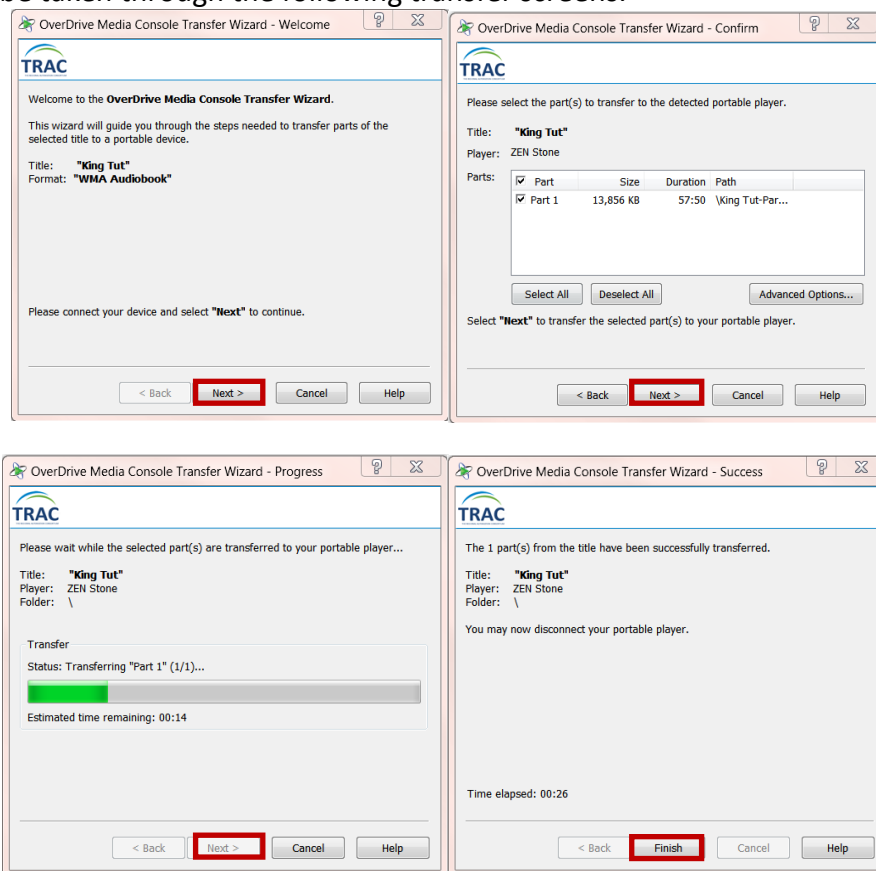
Step 15: The title will downloaded directly to the OverDrive Media Console on your computer. Follow the download screens, hitting “OK” for both.



Step 16: To add this title to your device, plug your device into the appropriate computer port, click on the item to highlight it and then click on the “Transfer” button.



Step 17: You will be taken through the following transfer screens:

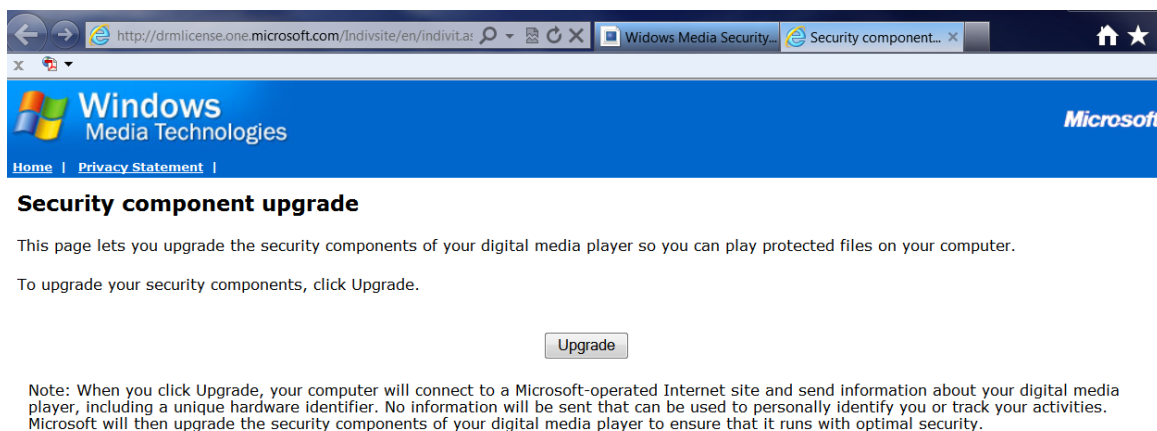


Troubleshooting Audiobook Download from OverDrive Problems

An issue that came up recently was that although I was able to download the OverDrive Media Console to my computer, I couldn't get it to accept the audiobook I had downloaded. The book saved to my desktop and not to the OverDrive Media Console (OMC). When I click on the item itself, I was advised that my Windows Media Player Security needed to be upgraded to 2.5.0.1, and to click on OK to do this. I did. Nothing happened.

I went online to search for the upgrade and was directed to the following site:

<http://drmlicense.one.microsoft.com/Indivsite/en/indivit.asp>



The next problem was that the Upgrade button did not light up or allow me to click on it. I tried it in another browser (started in Firefox, went to IE). It still didn't allow. My lovely IT person then clicked on compatibility view:



It then allowed me to click on "Upgrade."

Once the upgrade has been made, download the item, and it should go through without a problem.